

OC

REGISTER

KIDS. HOME. LIFE.

FAMILY

15th
ANNIVERSARY

JULY 15, 2013 | \$4.99

OCFAMILY.COM

*Lights,
camera,
fun!*

Host a backyard
movie night

+ **Retro
camping
in an
Airstream
trailer**

* ELLA,
from Newport Beach,
playing at the Balboa
pier playground

*get
out!* & join the
outdoor play
MOVEMENT

by Debbie Lavdas

Set the scene for a backyard movie party

Add flair to your summer nights. Event designer Jesi Haack shows you how.



Seats for everyone. These little stools are perfect for your young moviegoers.



Movie night preparations

1 Tickets. Make the experience feel like the real big-screen evening, with old-fashioned tickets.



2 Warm blankets. They're perfect to cuddle underneath when the sun goes down.



3 Special treats. Caramel apples bring a bit of charm to the party. (See page 54 to learn how to make them.)

PHOTOS BY LYNDEE YEOMANS OF JACK & LULA PHOTOGRAPHY / JACKANDLULA.PHOTOGRAPHY.COM / SET STYLED BY JESI HAACK OF JESI HAACK DESIGNS / JESHAACK.COM



TIP: CREATE A SEPARATE SPACE FOR ADULTS TO HANG OUT. THEY CAN STILL ENJOY THE SCREENING WITHOUT SITTING WITH THE YOUNG AUDIENCE.



Don't forget your ticket! Get your tickets here and a special movie-night box full of goodies to enjoy while watching.



4 Snacks. A box for every child! Make this no-fuss snack box before the movie starts.



5 Pizza! This easy-peasy dinner is perfect for kids of all ages. For a fun touch, decorate the delivery boxes.

TIP: DON'T START THE PARTY TOO EARLY; IT NEEDS TO BE ALMOST DARK. IF YOU GET THE GANG THERE TOO SOON, YOUR PARTYGOERS CAN GET ANTSY.



Big Blue™ Live Speaker
Bluetooth wireless speaker - \$99.99

With tickets in hand, your family and neighbors can enjoy the sweet taste of caramel apples, the comfort of cozy blankets and the brilliance of a few compact hi-tech toys, as you set the stage for a charming backyard movie night. Accomplished event designer and stylist Jesi Haack dubs it "showtime," as the sun goes down and neighbors gather at her home in Costa Mesa.

"We love having movie parties, and it's so easy," Haack says. "Since you're outside, simply make a few quick changes to your backyard to create a fun, unique event."

She suggests introducing color with some of your favorite blankets and pillows, and adding some twinkle lights and kid-friendly food and snacks. Voila! You're off to a fabulous night.

Known for her clever, inventive talent, Jesi has been featured in *Martha Stewart Magazine*, *Glamour*, *Rue Magazine* and more. Her Orange County design firm gets hands-on with everything from sewing and sawing to painting and fringing – whatever it takes to create the perfect environment for parties, weddings, set design; you name it. Here are her favorite tips to screen a backyard picture show:

Pre-production decor

For enchanted movie ambiance, a few key components can spark up the night and create a funky nostalgic-meets-modern mood.

"We moved our furniture outside to dress things up and keep everyone



Brookstone Projector
Compact pocket projector - \$299.99

comfortable," Jesi says. "It was great!" In addition to moving your furnishings, add eye candy to an oversized chaise or Orbit Lounger with a summery quilt. Add a few affordable child-size stools, a rug and a bundle of blankets in a basket.

For the movie screen, Jesi recommends using a regular bedsheet and tack on a fun fringe to the top. She suggests the cardboard Children's Market Stands from IKEA for the "ticket booth." Finally, string up some lights and line the ground with paper luminaries, using battery tea lights and sand.

Food for your flick

Movie candy is a must. "Make sure you have lots of fun snacks on hand; the kids love it! You can present it in such a cute way," Jesi says. "We put everything into a small box with a sticker that says 'Eat Up.'" Consider a


mix of Red Vines, Reese's, Haribo Gummi Bears, Pirate's Booty Popcorn and an Izze drink, and watch the kids' faces light up!"

A make-your-own caramel apple station is an excellent way to keep the kids busy before the movie starts. If you're hosting dinner as well, keep it simple by having pizza delivered. And remember the adults: Have some soda, water and beer on hand.

Projector and speaker gadgetry

For the technical movie magic, Brookstone offers simple compact products that will blow your mind. The Pocket Projector weighs less than half a pound and can essentially fit in your pocket. Projecting bright, sharp images up to 60 inches, it's rechargeable and connects to your smartphone, tablet or laptop.

For sound, Brookstone offers a Big Blue Live Wireless Bluetooth Speaker adorned with a variety of summery color skins. It, too, is remarkably small. You can wirelessly stream sound from your Bluetooth-enabled smartphone, laptop or tablet. The rechargeable speaker produces up to six hours of sound. For larger crowds, consider Brookstone's Outdoor Wireless Speaker and Dock. It produces broad omni-directional sound and is weather-resistant.

For movie sources, try Netflix, rent a movie on iTunes or pop in a DVD. 

TIP: INVITE 15 TO 25 PEOPLE. TOO MANY ATTENDEES CAN GET LOUD AND DISRUPT THE MOVIE.



Outdoor Wireless Speaker and Dock - \$169.99

Jesi's hot picks



Roll of tickets, Staples – \$7.99



Children's Market Stand, IKEA \$15



12 battery tea lights to use with sand – \$3.99





Blankets, IKEA \$3.99



Party fringe, partycheap.com – \$6



Children-size stools, IKEA – \$3.99

 **TIP:** EVER HEARD OF MURPHY'S LAW? TEST YOUR MOVIE BEFORE YOUR GUESTS ARRIVE. THE UNEXPECTED COULD OCCUR. NETFLIX STREAMING COULD GO DOWN, FOR EXAMPLE. 



Your caramel apple station

Here's a sweet way to keep the kids engaged before the movie begins:

1 Warm up the caramel in a fondue pot.



2 Place assorted toppings in colorful bowls.



3 Insert sticks into the apples.



4 Let the kids get creative!

Jesi Haack Design
336 E. 17th St., Suite 202
Costa Mesa • 714.717.3760

jesihaackdesign.com